

Manhattan



PRODUCT TYPE: Porcelain Glazed Tile

COLOURS: Gris and Ash


SIZES: 300x300mm, 300x600mm and
600x600mm

FINISHES/USAGE: Matt and Grip/Wall and Floor

AESTHETIC QUALITIES: Concrete look

TECHNICAL INFO: P2 Pendulum slip rating (Matt)
P5 Pendulum slip rating (Grip)

VARIATION:



V2

With the impact of concrete and all the benefits of porcelain, our Manhattan series is available in both Gris and Ash colours in three versatile sizes. Suitable for both wall and floor.

Manhattan


PRODUCT SPECIFICATIONS

SIZES	FINISHES	SLIP RATING	TILE EDGE
300x300mm	MATT	P2 Pendulum	RECTIFIED
300x600mm	MATT	P2 Pendulum	RECTIFIED
600x600mm	MATT	P2 Pendulum	RECTIFIED
300x600mm	GRIP	P5 Pendulum	RECTIFIED


FORMATS



300x600mm



300x300mm



600x600mm



GRIS



ASH